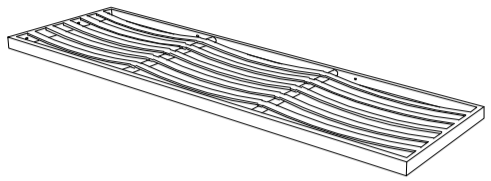
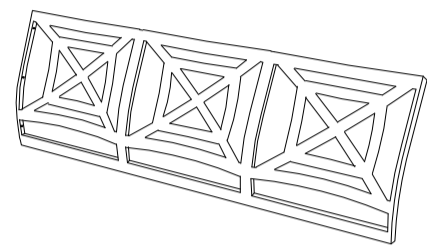
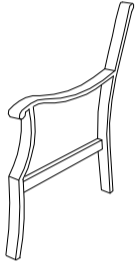

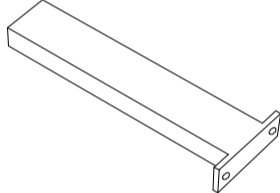
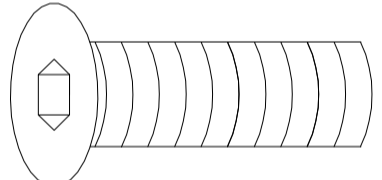
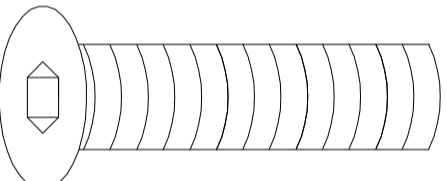

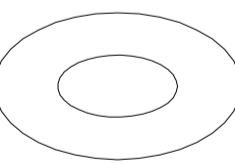



	PARTS LIST	DESCRIPTION	QTY
A		SEAT FRAME	1
B		BACK FRAME	1
C		ARM LEFT	1
D		ARM RIGHT	1
E		MIDDLE LEG	1
F		1/4"x18 mm BOLT	2
G		1/4"x30 mm BOLT	14
H		BOLT COVER	16
I		Ø6.5x1.0 mm WASHER	16
J		HEX BOLT DRIVER	1

* DO NOT OVER TIGHTEN
 * NO SOCKET DRIVERS
 * NO POWER TOOLS

