
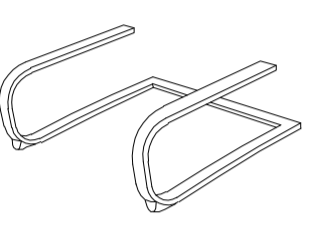
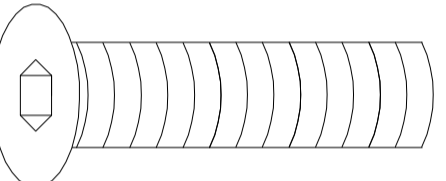
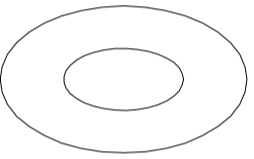



	PARTS LIST	DESCRIPTION	QTY
A		CHAIR FRAME	1
B		CHAIR BASE	1
C		1/4"x35 mm BOLT	4
D		Ø6.5x1.0 mm WASHER	4
E		HEX BOLT DRIVER	1

\* DO NOT OVER TIGHTEN  
 \* NO SOCKET DRIVERS  
 \* NO POWER TOOLS

