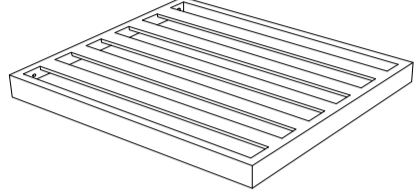
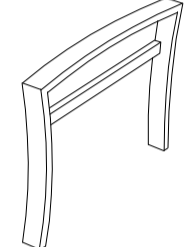
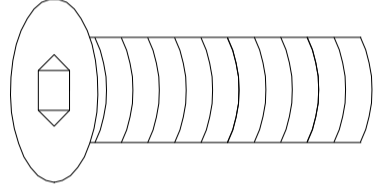
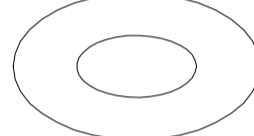




	PARTS LIST	DESCRIPTION	QTY
A		SEAT FRAME	1
B		LEG	2
C		1/4"x30 mm BOLT	4
D		Ø6.5x1.0 mm WASHER	4
E		BOLT COVER	4
F		HEX BOLT DRIVER	1

- * DO NOT OVER TIGHTEN
- * NO SOCKET DRIVERS
- * NO POWER TOOLS

